


Amarr® Heritage®

Premium Heavy-Gauge Steel Garage Doors



Long Bead Board design in True White with Moonlite window inserts and Blue Ridge handles and hinges

Style and beauty that stand the test of time. Choose from traditional or carriage house designs to create the steel garage door you always wanted. The Amarr Heritage collection provides low-maintenance, 2" thick heavy-gauge steel door with a lifetime warranty. The Amarr Heritage collection – great looks for years to come.



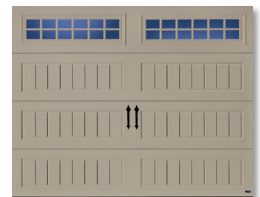
Flush Panel design in Wicker Tan with Obscure long panel windows

Short Panel with Mission DecraGlass (SP71)



Flush Panel (FP)* with Short Panel Obscure windows

Long Bead Board with Stockton DecraTrim (LPBB20)



Bead Board with Trellis DecraGlass (BB76)




Recessed with Arched Thames DecraTrim (RE31)




PANEL DESIGNS

TRADITIONAL

SP • SHORT PANEL



LP • LONG PANEL



FP • FLUSH PANEL*




RP • RIBBED PANEL*




*Available in HR3000 only.

CARRIAGE HOUSE


BB • BEAD BOARD



LPBB • LONG BEAD BOARD



RE • RECESSED



WARRANTY

LIMITED
LIFETIME
WARRANTY

Construction

HR1000

Single-Layer:
Steel



- Heavy-duty Exterior Steel
- Durable, Reliable, Low Maintenance

HR2000


Double-Layer:
Steel + Insulation



- Heavy-duty Exterior Steel
- Durable, Reliable, Low Maintenance
- Environmentally Safe Polystyrene Thermal Insulation with Vinyl Backing
- Energy Efficient
- Quiet Operation

HR3000

Triple-Layer:
Steel + Insulation + Steel



- Heavy-duty Exterior and Interior Steel
- Durable, Reliable, Low Maintenance
- Environmentally Safe Polystyrene Thermal Insulation
- Superior Energy Efficiency
- Extra Quiet Operation

Specifications

	AMARR HERITAGE HR1000	AMARR HERITAGE HR2000	AMARR HERITAGE HR3000
PANEL DESIGNS			
Short	•	•	•
Long	•	•	•
Flush			•
Ribbed			•
Carriage House†	3 Designs	3 Designs	3 Designs
INSULATION¹		Polystyrene	Polystyrene
U-FACTOR ❷		0.43	0.26
R-VALUE²		6.64	9.05
DOOR THICKNESS	2" (5.1cm)	2" (5.1cm)	2" (5.1cm)
STEEL THICKNESS	24 ga	24 ga	24/27 ga
INSULATED GLASS OPTION³			•
WIND LOAD³ AVAILABLE	•	•	•
PAINT FINISH WARRANTY⁴	Lifetime	Lifetime	Lifetime
WORKMANSHIP/HARDWARE WARRANTY⁴	3 Years	5 Years	Lifetime

¹ Insulation has passed self-ignition, flamespread and smoke developed index fire testing.

² Calculated door section R-value is in accordance with DASMA TDS-163.


³ It is your responsibility to make sure your garage door meets local building codes.

⁴ For complete warranty details, visit amarr.com or contact your local Amarr dealer.

† Price upcharge applies.

❷ Verified thermal performance rating per DASMA Thermal Performance Verification Program.

Colors



Woodgrain finishes are dual directional for all panel designs.

Amarr doors are pre-painted; homeowners can use exterior latex paint for custom colors. Visit amarr.com for painting instructions. Non-factory painting of garage door voids the paint finish warranty.

Decorative Hardware

Available for carriage house designs.



Add a finishing touch to your garage door with decorative handles and hinges. Available in Aluminum, Stamped Steel and Magnetic ABS Vinyl collections. Visit amarr.com for complete decorative hardware options.

Glass Options

Insulated glass‡ available in Clear, Frost and Dark Tint.

CLEAR (C)



3/32" (0.24cm) Single Strength

OBSCURE (O)‡



FROST (WF)‡



DARK TINT (WD)‡



‡ Price upcharge applies.

SlimLine Windows

Available Summer 2024



SlimLine window size is the same width and half the height of a standard Long Panel window.

Black or White frame only. Available with Clear, Frost, or Dark Tint single-pane or insulated glass. Available for Heritage HR3000 Flush and Ribbed panel designs only.

DecraTrim Window Inserts

Window inserts shown on Clear glass; inserts also available with Obscure, Frost and Dark Tint glass.

SHORT PANEL for traditional designs.

NO INSERT




STOCKTON (20)



PRAIRIE (21)



CATHEDRAL (22)



CASCADE (23)



WATERFORD (25)



WAGON WHEEL (26)



SUNRAY (27)



FULL SUNRAY (28) Available for 16', 17' and 18' only.



FIVE PIECE SUNRAY (29) for 10' door (True White only)



LONG PANEL for traditional and carriage house designs.

NO INSERT




STOCKTON (20)



PRAIRIE (21)



CATHEDRAL (22)



CASCADE (23)



MOONLITE (24)




WATERFORD (25)



WAGON WHEEL (26)



SUNRAY (27)



THAMES (30)



ARCHED THAMES (31)



FULL SUNRAY (28) Available for 15'6", 15'8", 16', 17' and 18' only.



DecraGlass™ Windows

Tempered obscure glass with baked-on ceramic designs; design visibility varies due to lighting.

SHORT PANEL for traditional designs.

HEARTLAND (70)



JARDIN (75)



MISSION (71)



TRELLIS (76)



VICTORIAN (54)



LONG PANEL for traditional and carriage house designs.

HEARTLAND (70)



JARDIN (75)



MISSION (71)



TRELLIS (76)



VICTORIAN (54)



Mosaic Window Options

Available for traditional designs.



The choice is yours.

Add visual interest to your contemporary, mid-century modern or transitional home. With Mosaic Window Options for traditional designs, you decide the number and location of windows to create the door design you want. Visit amarr.com/mosaic for design inspirations.



Part of ASSA ABLOY



Amarr participates in the DASMA Thermal Performance Verification Program. The program verifies the thermal performance of a complete sectional door assembly. The lower the U-factor rating, the better the thermal performance.

Amarr Company
165 Carriage Court
Winston-Salem, NC 27105
800.503.D00R
www.amarr.com

Door specifications and technical data subject to change without notice. Sectional door products from Amarr Company may be the subject of one or more U.S. and/or foreign, issued and/or pending, design and/or utility patents. Amarr and Heritage as words and logos are trademarks belonging to Amarr Company, owned by ASSA ABLOY. Printed in USA Form #6340325/60M/RRD